

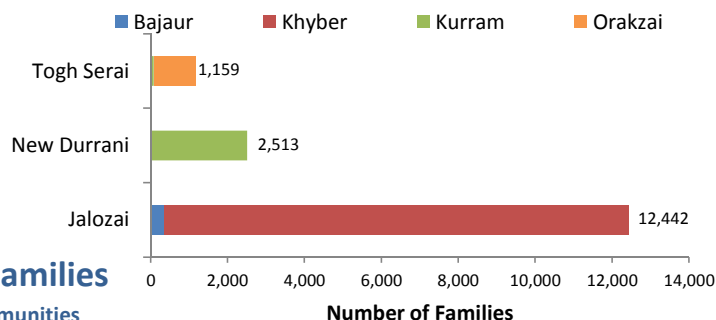
16,114 IDP Families

10% in Camps

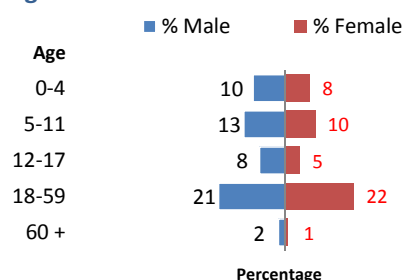
146,988 IDP Families

90% in Host Communities

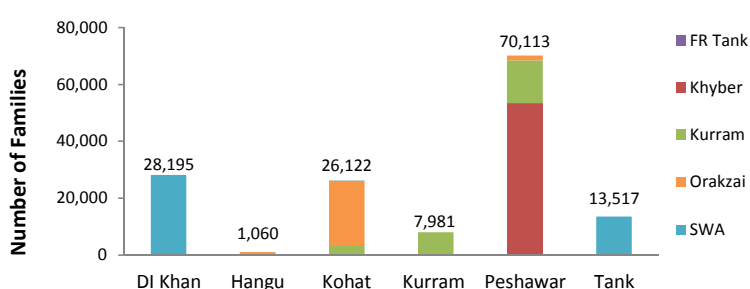
IDPs in Camps



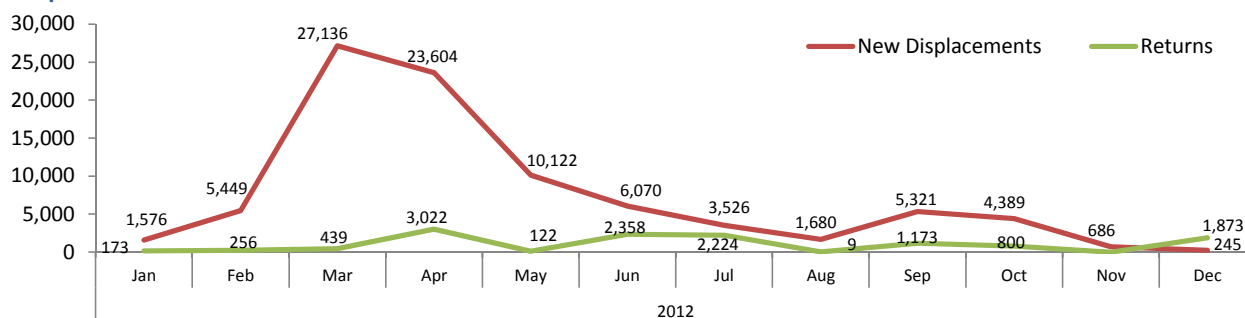
Age-Gender Breakdown



IDPs in Host Communities



Displacement and Return Trends



Currently Registered IDP Families by Location (Camp and Off-Camp)

Place of Displacement	Agency of Origin					Total	Percentage	
	Bajaur	FR Tank	Khyber	Kurram	Orakzai			
DI Khan Off Camp		376				27,819	28,195	17%
Hangu	Camp			84	1,075		1,159	1%
	Off Camp			69	991		1,060	1%
	Total			153	2,066		2,219	1%
Kohat Off Camp				3,470	22,617	35	26,122	16%
Kurram	Camp			2,513			2,513	2%
	Off Camp			7,981			7,981	5%
	Total			10,494			10,494	6%
Nowshera Camp	359		12,083				12,442	8%
Peshawar Off Camp			53,352	15,117	1,553	91	70,113	43%
Tank Off Camp						13,517	13,517	8%
Grand Total	359	376	65,435	29,234	26,236	41,462	163,102	100%

- Notes:**
1. Number of Bajaur IDP families at Jalozai has reduced after verification by PDMA/UNHCR
 2. Registration of Khyber IDPs remains suspended since 25 Oct, 2012.
 3. IDPs from Kuki Khel were listed at Jamrud. 931 families are eligible for registration following NADRA verification
 4. IDP Population reflects the total NADRA verified registered population in displacement