

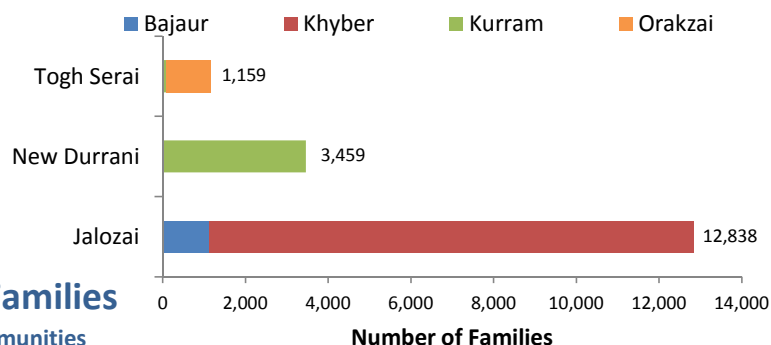
## 17,456 IDP Families

11% in Camps

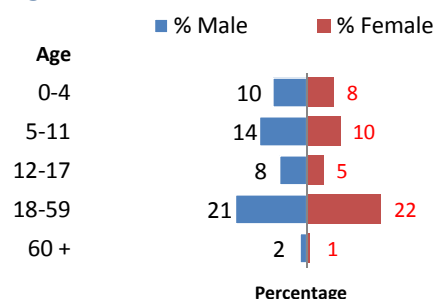
## 139,017 IDP Families

89% in Host Communities

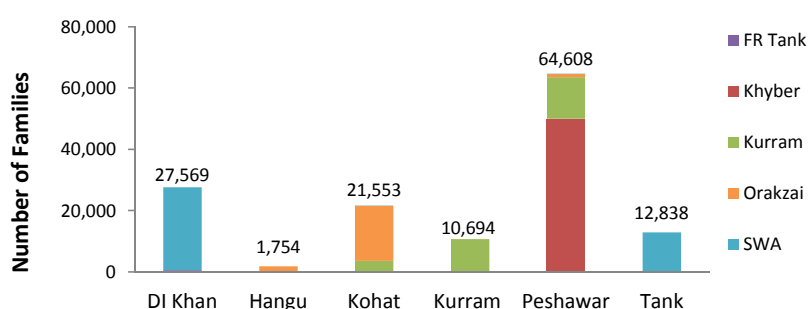
### IDPs in Camps



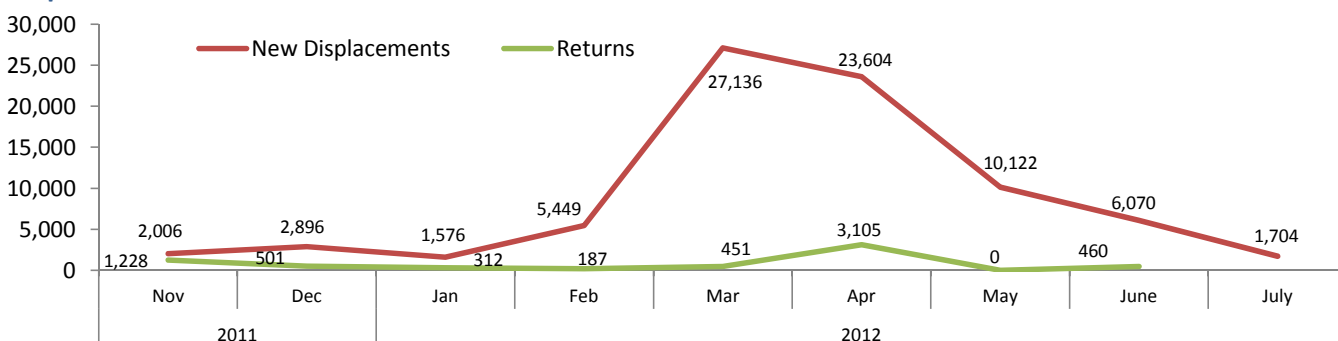
### Age-Gender Breakdown



### IDPs in Host Communities



### Displacement and Return Trends



### Currently Registered IDP Families by Location (Camp and Off-Camp)

Place of Displacement	Agency of Origin						Total	Percentage	
	Bajaur	FR Tank	Khyber	Kurram	Orakzai	SWA			
DI Khan	Off Camp		547			27,022	27,569	18%	
Hangu	Camp			84	1,075		1,159	1%	
	Off Camp			39	1,715		1,754	1%	
	Total			123	2,790		2,913	2%	
Kohat	Off Camp			3,508	18,029	16	21,553	14%	
Kurram	Camp			3,459			3,459	2%	
	Off Camp			10,694			10,694	7%	
	Total			14,153			14,153	9%	
Nowshera	Camp	1,122		11,716			12,838	8%	
Peshawar	Off Camp			49,927	13,555	1,046	80	64,608	41%
Tank	Off Camp		1			12,838	12,839	8%	
<b>Grand Total</b>		<b>1,122</b>	<b>548</b>	<b>61,643</b>	<b>31,339</b>	<b>21,865</b>	<b>39,956</b>	<b>156,473</b>	<b>100%</b>

Notes: 1. Bajaur IDP families at Jalozai are under a process of verification by PDMA/UNHCR

2. New Registrations include Khyber IDPs registered at Jalozai Registration Point

3. Off-Camp Active population is based on WFP's food distribution data consolidated with UNHCR's Registration Data

4. In addition to displaced IDPs, WFP also assisted 6,099 IDP Families in return areas

Source: UNHCR IDP Database

For further queries contact: Junaid Ghani (ghani@unhcr.org)