

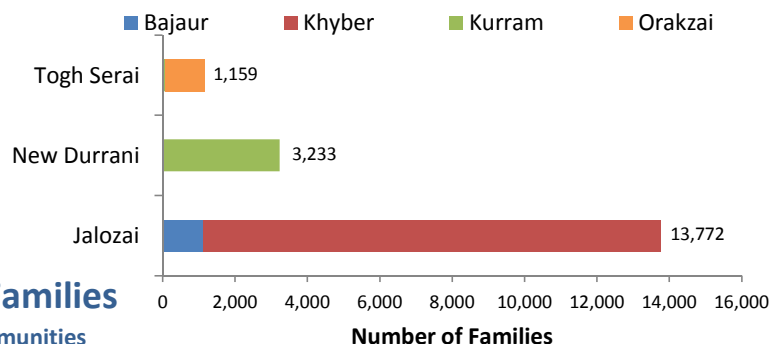
18,164 IDP Families

11% in Camps

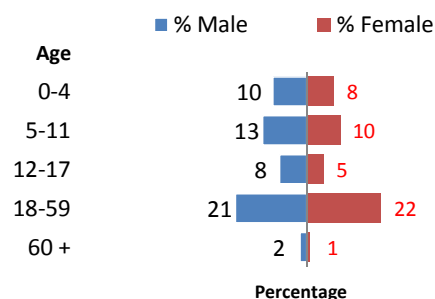
148,976 IDP Families

89% in Host Communities

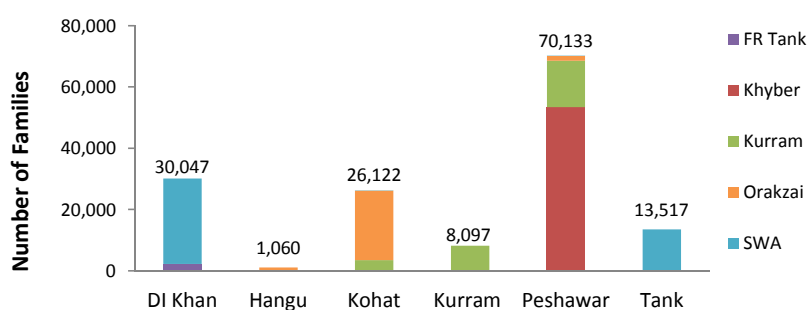
IDPs in Camps



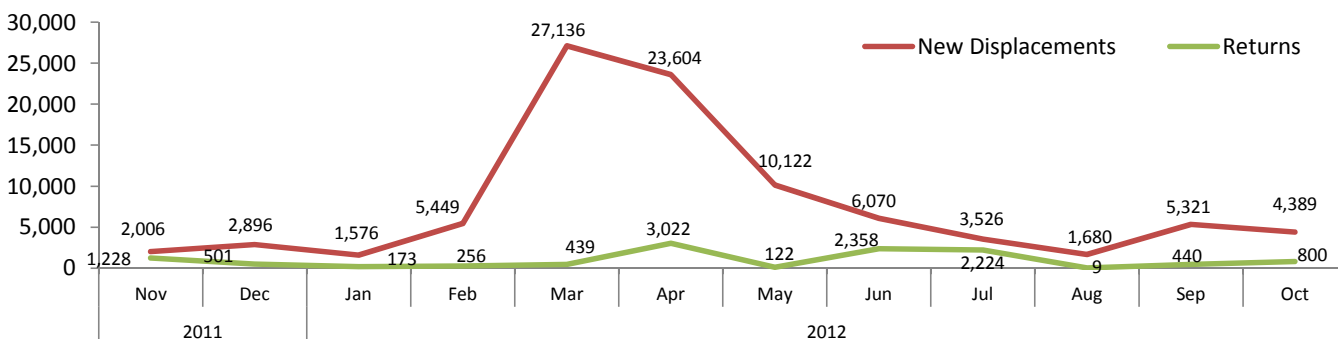
Age-Gender Breakdown



IDPs in Host Communities



Displacement and Return Trends



Currently Registered IDP Families by Location (Camp and Off-Camp)

Place of Displacement	Agency of Origin						Total	Percentage	
	Bajaur	FR Tank	Khyber	Kurram	Orakzai	SWA			
DI Khan	Off Camp		2,228				27,819	30,047	18%
Hangu	Camp				84	1,075		1,159	1%
	Off Camp				69	991		1,060	1%
	Total				153	2,066		2,219	1%
Kohat	Off Camp				3,470	22,617	35	26,122	16%
Kurram	Camp				3,233			3,233	2%
	Off Camp				8,097			8,097	5%
	Total				11,330			11,330	7%
Nowshera	Camp	1,122		12,650				13,772	8%
Peshawar	Off Camp			53,372	15,117	1,553	91	70,133	42%
Tank	Off Camp						13,517	13,517	8%
Grand Total		1,122	2,228	66,022	30,070	26,236	41,462	167,140	100%

Notes: 1. Bajaur IDP families at Jalozai are under a process of verification by PDMA/UNHCR

2. New Registrations include Khyber IDPs registered at Jalozai Registration Point. Registration suspended on 24 Oct, 2012

3. Following NADRA verification of Khyber caseload, the total active IDPs from Khyber have reduced compared to September

4. WFP also assisted 6,469 IDP Families in return areas in September

5. IDP Population reflects the total NADRA verified registered population in displacement