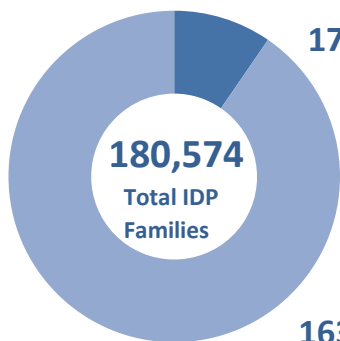




KP and FATA IDP Statistics

(As of 07 May 2013)



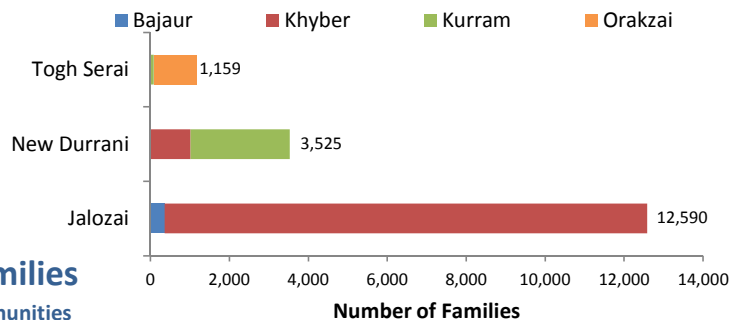
17,274 IDP Families

10% in Camps

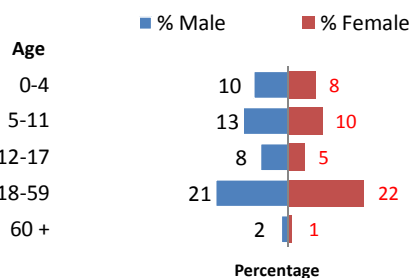
163,300 IDP Families

90% in Host Communities

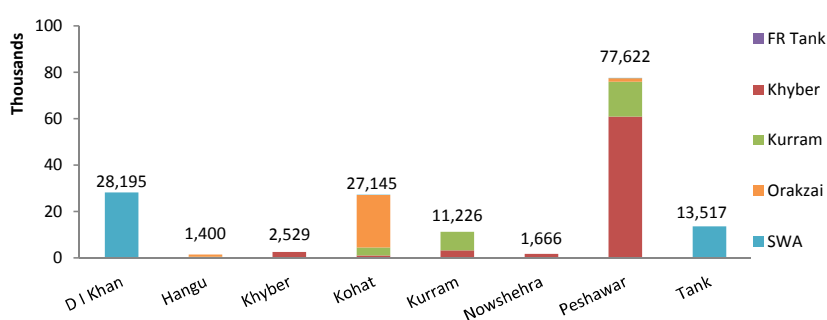
IDPs in Camps



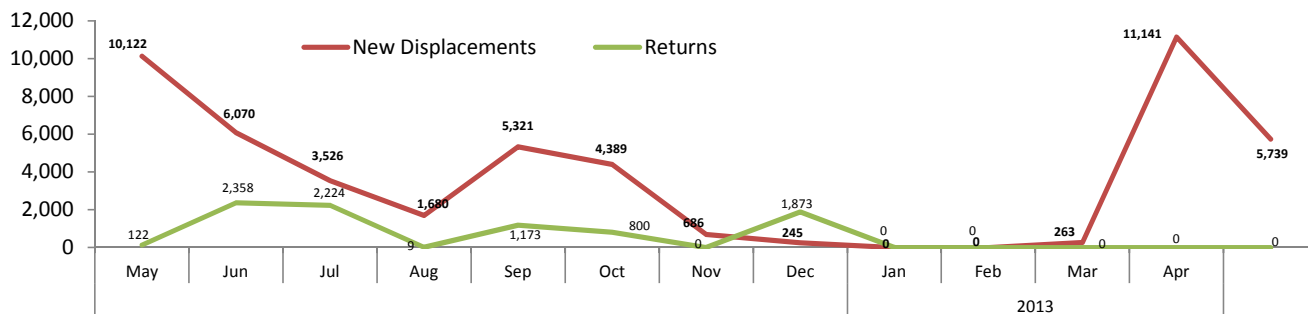
Age-Gender Breakdown



IDPs in Host Communities



Displacement and Return Trends



Currently Registered IDP Families by Location (Camp and Off-Camp)

Place of Displacement		Agency of Origin					Total	% age	
		Bajaur	FR Tank	Khyber	Kurram	Orakzai			SWA
D I Khan	Off Camp		376				27,819	28,195	16%
Hangu	Camp				84	1,075		1,159	1%
	Off Camp			340	69	991		1,400	1%
	Total			340	153	2,066		2,559	1%
Khyber Agency	Total			2,529				2,529	1%
Kohat	Off Camp			1,023	3,470	22,617	35	27,145	15%
	Camp			1,012	2,513			3,525	2%
Kurram	Off Camp			3,245	7,981			11,226	6%
	Total			4,257	10,494			14,751	8%
Nowshehra	Camp	359		12,231				12,590	7%
	Off Camp			1,666				1,666	1%
	Total	359	0	13,897	0	0	0	14,256	8%
Peshawar	Off Camp			60,861	15,117	1,553	91	77,622	43%
Tank	Off Camp						13,517	13,517	7%
Grand Total		359	376	78,712	29,234	26,236	41,462	180,574	100%

Notes: 1. Number of Bajaur IDP families at Jalozai has reduced after verification by PDMA/UNHCR

2. Registration of Khyber Tirah IDPs was suspended on 5th May 2013

3. WFP also assisted 1,495 IDP Families in return areas in April 2013

4. IDP Population reflects the total NADRA verified registered population in displacement except Tirah caseload which is under process

Source: UNHCR Registration and WFP Food Databases

For more information: Junaid Ghani (ghani@unhcr.org)