

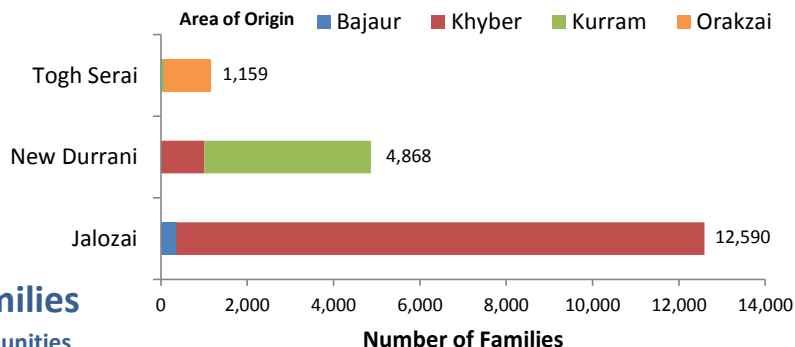
**18,617 IDP Families**

10% in Camps

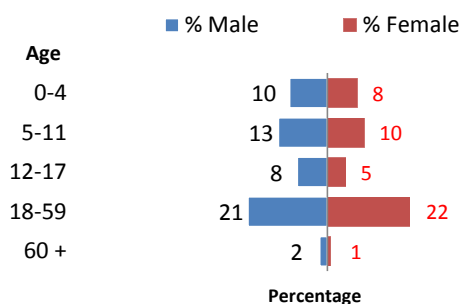
**160,652 IDP Families**

90% in Host Communities

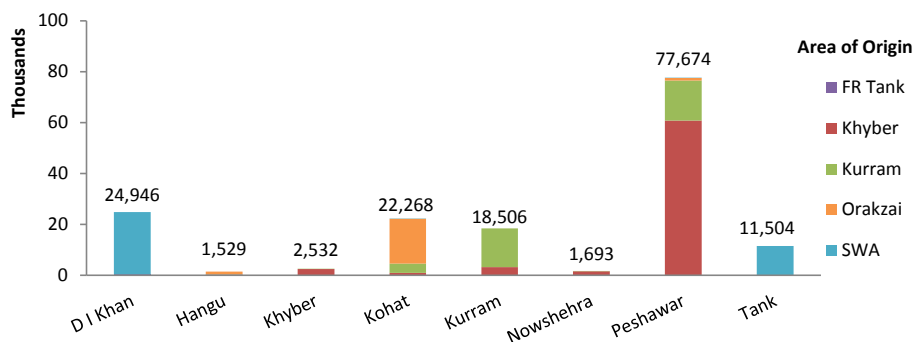
### IDPs in Camps



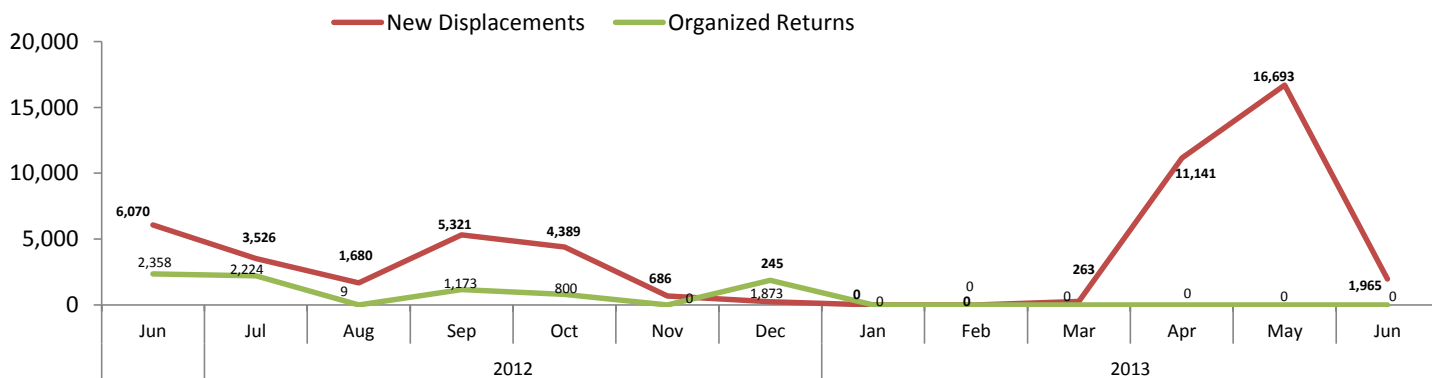
### Age-Gender Breakdown



### IDPs in Host Communities (by Present Districts)



### Displacement and Return Trends



### Currently Registered IDP Families by Location (Camp and Off-Camp)

Present Location		Area of Origin					Total	% age	
		Bajaur	FR Tank	Khyber	Kurram	Orakzai			SWA
DI Khan	Off Camp		376				24,570	24,946	14%
Hangu	Camp				84	1,075		1,159	1%
	Off Camp			340	198	991		1,529	1%
	Total			340	282	2,066		2,688	1%
Khyber Agency	Off Camp			2,529	3			2,532	1%
Kohat	Off Camp			1,023	3,595	17,615	35	22,268	12%
	Camp			1,012	3,856			4,868	3%
	Off Camp			3,245	15,261			18,506	10%
	Total			4,257	19,117			23,374	13%
Nowshehra	Camp	359		12,231				12,590	7%
	Off Camp			1,666	27			1,693	1%
	Total	359		13,897	27			14,283	8%
Peshawar	Off Camp			60,861	15,641	1,079	93	77,674	43%
Tank	Off Camp						11,504	11,504	6%
<b>Grand Total</b>		<b>359</b>	<b>376</b>	<b>82,907</b>	<b>38,665</b>	<b>20,760</b>	<b>36,202</b>	<b>179,269</b>	<b>100%</b>

- Number of Bajaur IDP families at Jalozai has reduced after verification by PDMA/UNHCR
- Registration of Khyber Tirah IDPs was suspended on 5th May 2013. IDPs from Central Kurram continue to be registered at Sadda, Kurram Agency
- WFP also assisted 1,495 IDP Families in return areas in April 2013
- Population numbers have decreased due to spontaneous returnees and de-activation of IDPs from de-notified areas who completed their return food assistance according to PSM decision in Nov 2012
- IDP Population reflects the total number of displaced families verified by NADRA except families from Tirah and Central Kurram whose data is under process by NADRA