

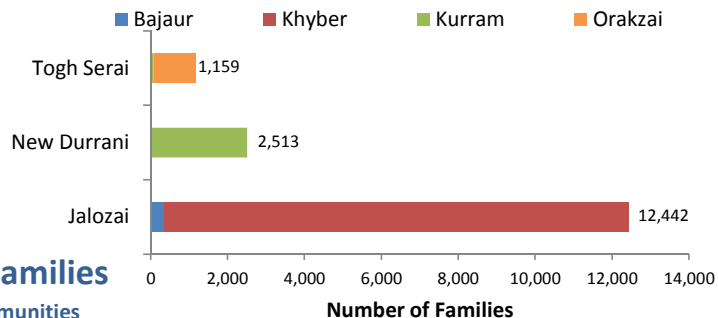
**16,114 IDP Families**

10% in Camps

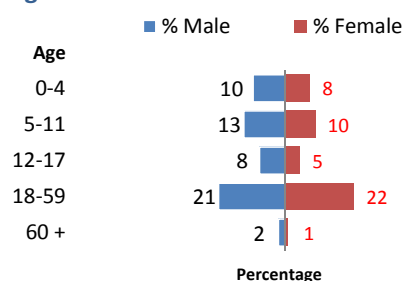
**146,988 IDP Families**

90% in Host Communities

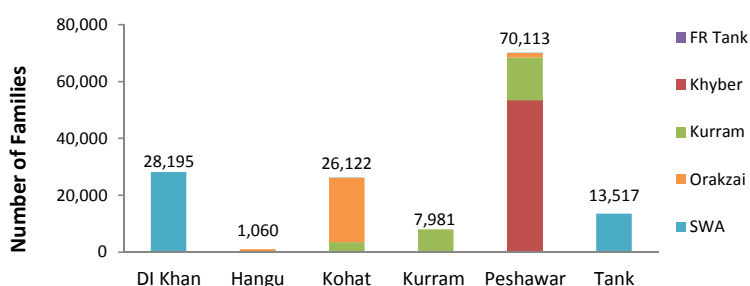
**IDPs in Camps**



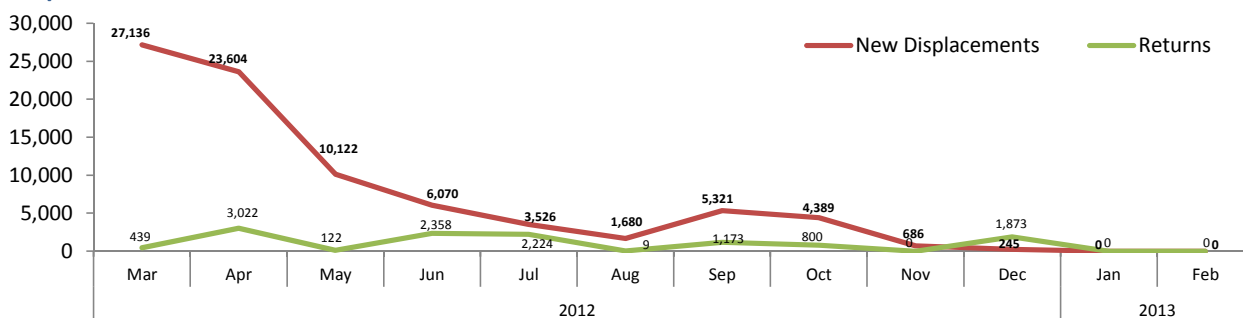
**Age-Gender Breakdown**



**IDPs in Host Communities**



**Displacement and Return Trends**



**Currently Registered IDP Families by Location (Camp and Off-Camp)**

Place of Displacement	Agency of Origin						Total	Percentage		
	Bajaur	FR Tank	Khyber	Kurram	Orakzai	SWA				
DI Khan Off Camp		376				27,819	28,195	17%		
Hangu				84	1,075		1,159	1%		
							69	991	1,060	1%
							153	2,066	2,219	1%
Kohat Off Camp				3,470	22,617	35	26,122	16%		
Kurram				2,513			2,513	2%		
							7,981		7,981	5%
							10,494		10,494	6%
Nowshera Camp	359		12,083				12,442	8%		
Peshawar Off Camp			53,352	15,117	1,553	91	70,113	43%		
Tank Off Camp						13,517	13,517	8%		
<b>Grand Total</b>	<b>359</b>	<b>376</b>	<b>65,435</b>	<b>29,234</b>	<b>26,236</b>	<b>41,462</b>	<b>163,102</b>	<b>100%</b>		

Notes: 1. Number of Bajaur IDP families at Jalozai has reduced after verification by PDMA/UNHCR

2. Registration of Khyber IDPs remains suspended since 25 Oct, 2012.

3. WFP also assisted 2,168 IDP Families in return areas in February 2013

4. IDP Population reflects the total NADRA verified registered population in displacement

Source: UNHCR Registration and WFP Food Databases

For further queries contact: Junaid Ghani (ghani@unhcr.org)