

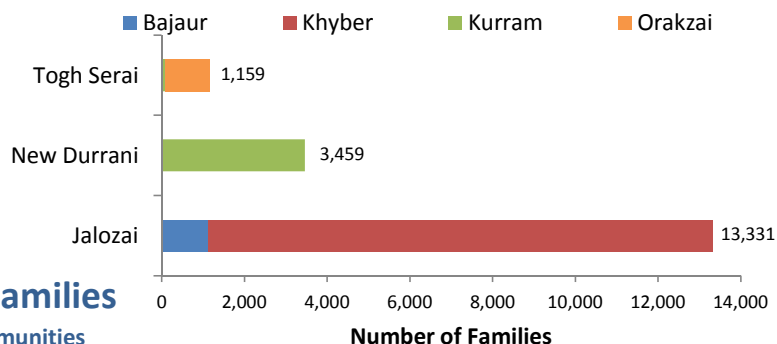
17,949 IDP Families

11% in Camps

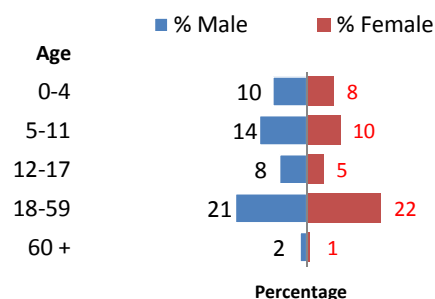
141,535 IDP Families

89% in Host Communities

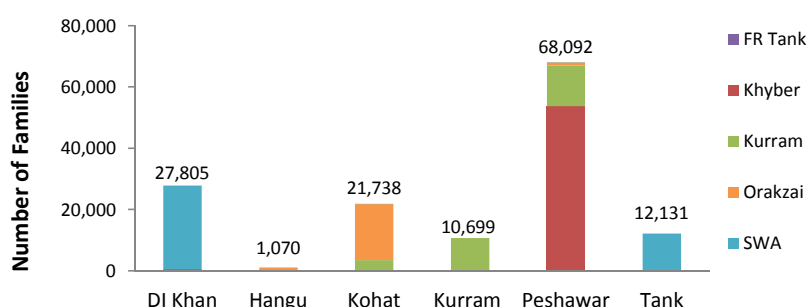
IDPs in Camps



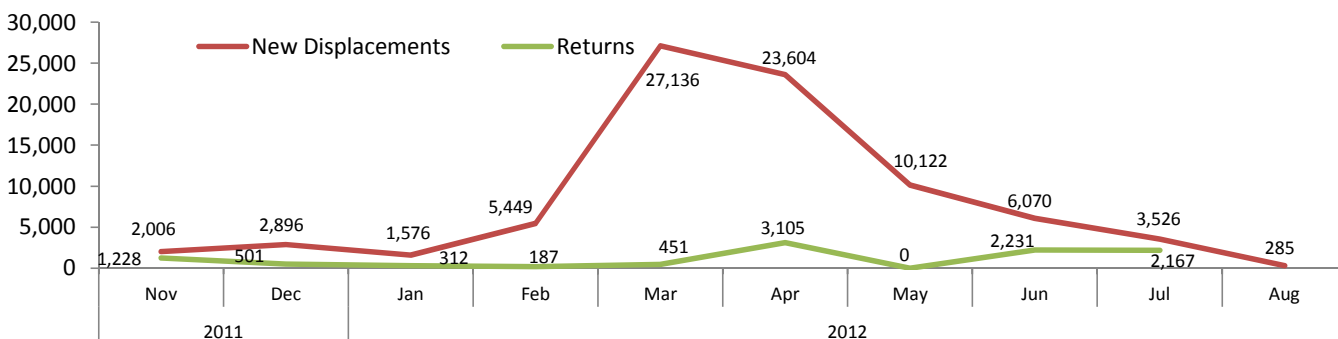
Age-Gender Breakdown



IDPs in Host Communities



Displacement and Return Trends



Currently Registered IDP Families by Location (Camp and Off-Camp)

Place of Displacement	Agency of Origin					Total	Percentage	
	Bajaur	FR Tank	Khyber	Kurram	Orakzai			SWA
DI Khan Off Camp		551				27,254	27,805	17%
Hangu	Camp			84	1,075		1,159	1%
	Off Camp				69		1,001	1%
	Total				153	2,076	2,229	1%
Kohat Off Camp				3,444	18,279	15	21,738	14%
Kurram	Camp			3,459			3,459	2%
	Off Camp				10,699		10,699	7%
	Total				14,158		14,158	9%
Nowshera Camp	1,122		12,209				13,331	8%
Peshawar Off Camp			53,636	13,347	1,033	76	68,092	43%
Tank Off Camp		1				12,130	12,131	8%
Grand Total	1,122	552	65,845	31,102	21,388	39,475	159,484	100%

- Notes:**
1. Bajaur IDP families at Jalozai are under a process of verification by PDMA/UNHCR
 2. New Registrations include Khyber IDPs registered at Jalozai Registration Point
 3. Off-Camp Active population is based on WFP's food distribution data consolidated with UNHCR's Registration Data
 4. In addition to displaced IDPs, WFP also assisted 7,224 IDP Families in return areas
 5. Returns in July are to Kurram and South Waziristan Agency