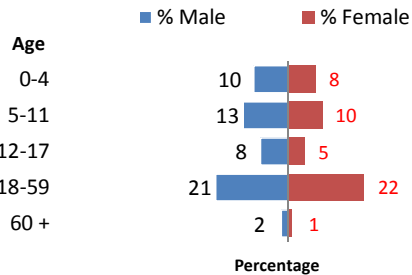
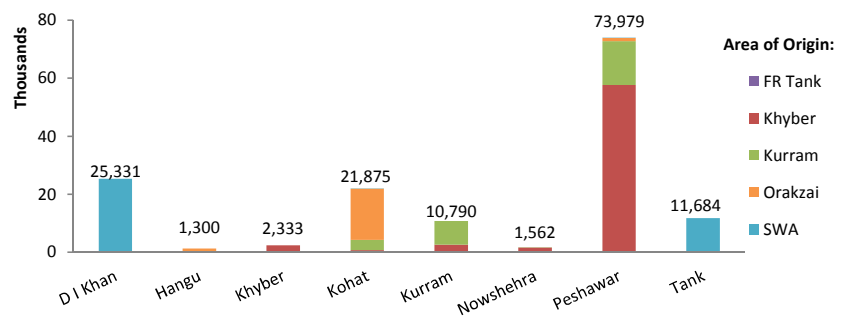


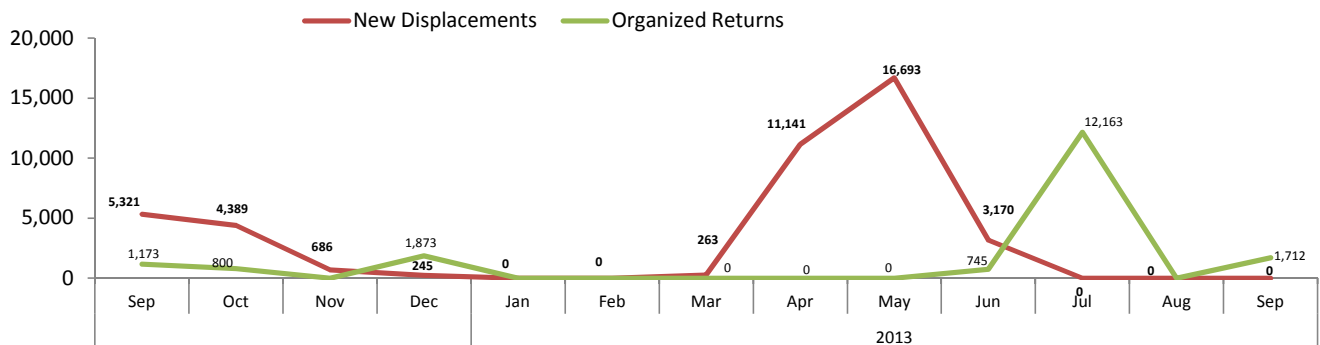
**Age-Gender Breakdown**



**IDPs in Host Communities (by Present Districts)**



**Displacement and Return Trends**



**Currently Registered IDP Families by Location (Camp and Off-Camp)**

Present Location		Area of Origin					Total	% age		
		Bajaur	FR Tank	Khyber	Kurram	Orakzai			SWA	
D I Khan	Off Camp		376				24,955	25,331	15%	
Hangu	Camp				84	1,075		1,159	1%	
	Off Camp			235	74	991		1,300	1%	
	Total			235	158	2,066		2,459	1%	
Khyber Agency	Off Camp			2,333				2,333	1%	
Kohat	Off Camp			736	3,489	17,615	35	21,875	13%	
	Camp			753	2,549			3,302	2%	
	Off Camp			2,530	8,260			10,790	7%	
	Total			3,283	10,809			14,092	9%	
Nowshetra	Camp			12,231				12,231	7%	
	Off Camp			1,561	1			1,562	1%	
	Total		0	13,792	1			13,793	8%	
Peshawar	Off Camp			57,657	15,150	1,079	93	73,979	45%	
Tank	Off Camp						11,684	11,684	7%	
<b>Grand Total</b>			<b>0</b>	<b>376</b>	<b>78,036</b>	<b>29,607</b>	<b>20,760</b>	<b>36,767</b>	<b>165,546</b>	<b>100%</b>

1. The remaining former Bajaur IDPs (having received return compensation) residing at Jalojai camp will be engaged in a dialogue to help them find a durable solution

2. Of 1,712 families returned to Tirah in September, 1,211 families were processed at Jerma, Kohat and 501 families at Satta, Kurram Agency

3. IDP population also decreased due to non-verification of 3,245 families by NADRA.

4. IDP Population reflects the total number of displaced families verified by NADRA. Data of IDP families from Para-Chamkani (Kurram Agency) is under process by NADRA but is included in the figures above