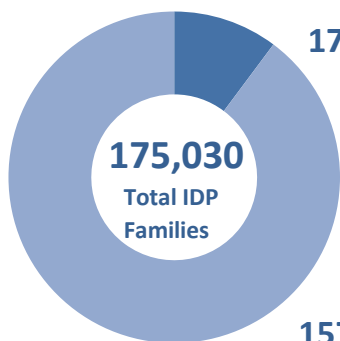




KP and FATA IDP Statistics (As of 27 May 2013)

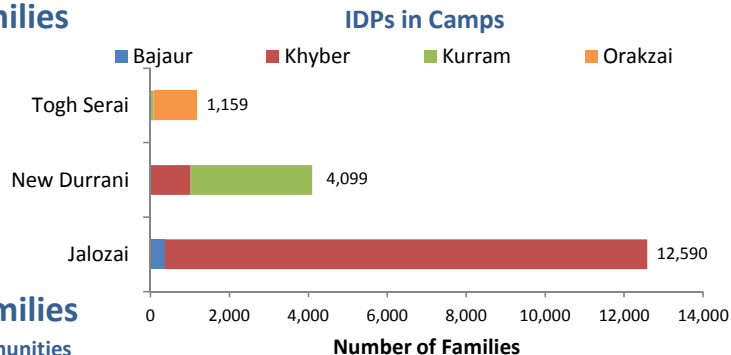


17,848 IDP Families

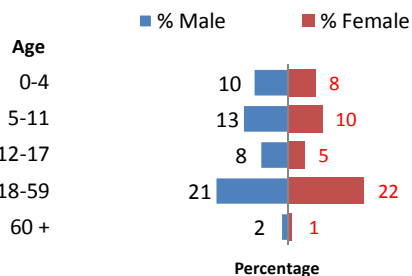
10% in Camps

157,182 IDP Families

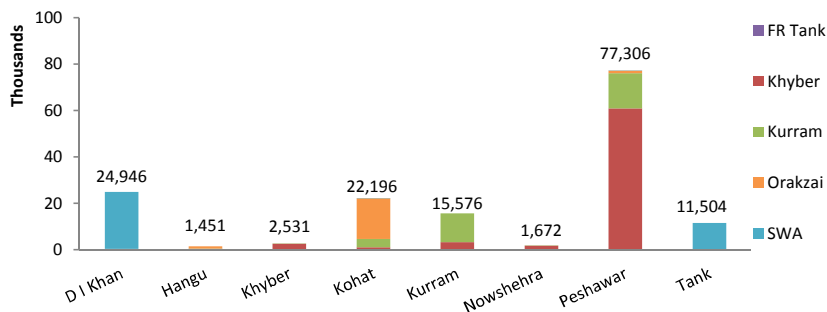
90% in Host Communities



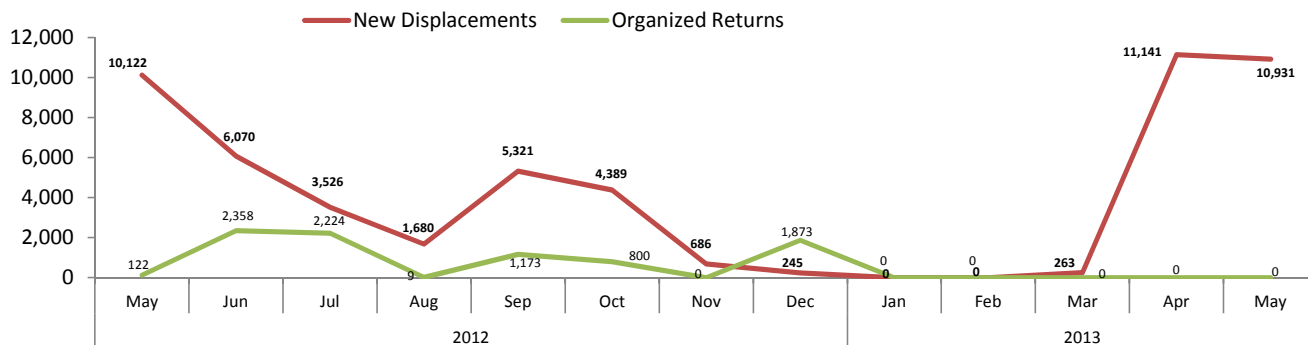
Age-Gender Breakdown



IDPs in Host Communities



Displacement and Return Trends



Currently Registered IDP Families by Location (Camp and Off-Camp)

Place of Displacement	Agency of Origin	Agency of Origin						Total	% age
		Bajaur	FR Tank	Khyber	Kurram	Orakzai	SWA		
DI Khan	Off Camp		376				24,570	24,946	14%
Hangu	Camp				84	1,075		1,159	1%
	Off Camp			340	120	991		1,451	1%
	Total			340	204	2,066		2,610	1%
Khyber Agency	Total			2,529	2			2,531	1%
Kohat	Off Camp			1,023	3,523	17,615	35	22,196	13%
	Camp			1,012	3,087			4,099	2%
Kurram	Off Camp			3,245	12,331			15,576	9%
	Total			4,257	15,418			19,675	11%
Nowshehra	Camp	359		12,231				12,590	7%
	Off Camp			1,666	6			1,672	1%
	Total	359		13,897	6			14,262	8%
Peshawar	Off Camp			60,861	15,273	1,079	93	77,306	44%
Tank	Off Camp						11,504	11,504	7%
Grand Total		359	376	82,907	34,418	20,760	36,202	175,030	100%

Notes: 1. Number of Bajaur IDP families at Jalozai has reduced after verification by PDMA/UNHCR

2. Registration of Khyber Tirah IDPs was suspended on 5th May 2013. IDPs from Central Kurram continue to be registered at Sadda, Kurram Agency

3. WFP also assisted 1,495 IDP Families in return areas in April 2013

4. Population figures have decreased due to spontaneous returnees and de-activation of IDPs from de-notified areas who completed their return food assistance according to PSM decision in Nov 2012

5. IDP Population reflects the total NADRA verified registered population in displacement except Tirah caseload which is under process

Source: UNHCR Registration and WFP Food Databases

For more information: Junaid Ghani (ghani@unhcr.org)