

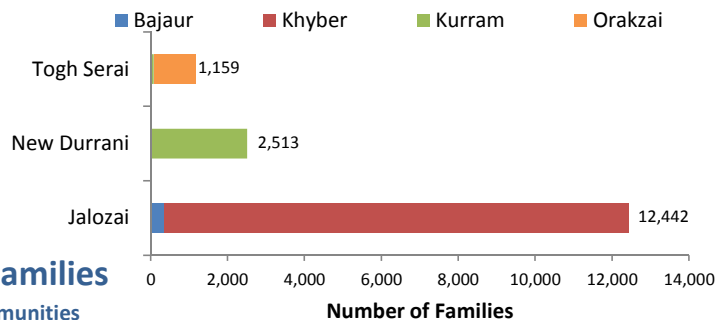
## 16,114 IDP Families

10% in Camps

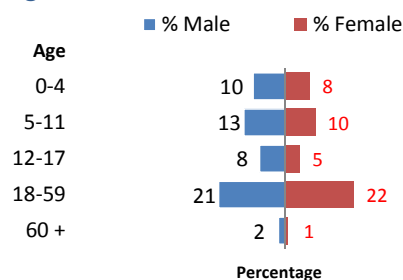
## 146,988 IDP Families

90% in Host Communities

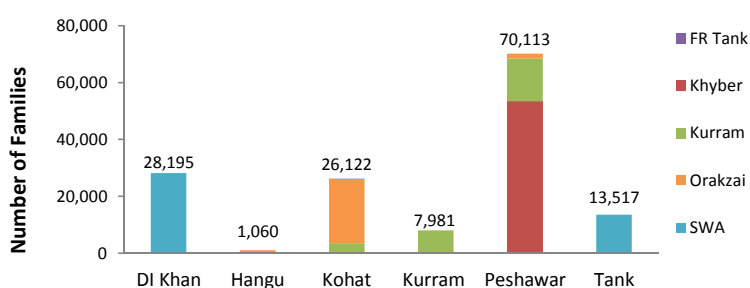
### IDPs in Camps



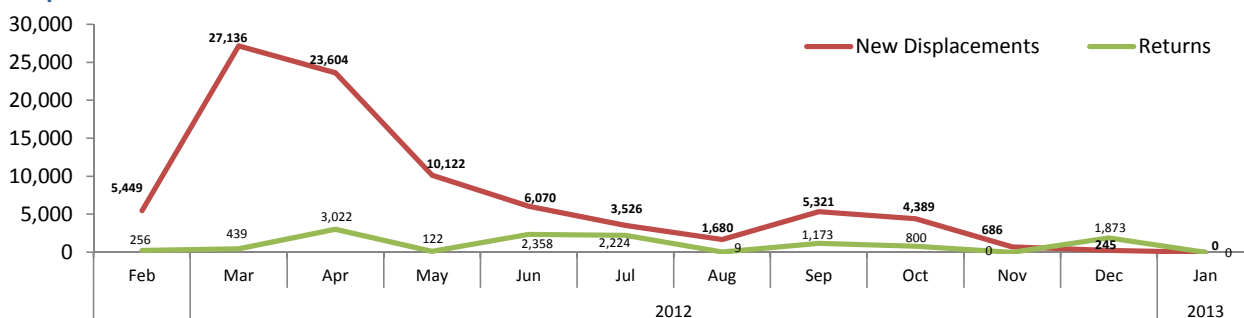
### Age-Gender Breakdown



### IDPs in Host Communities



### Displacement and Return Trends



### Currently Registered IDP Families by Location (Camp and Off-Camp)

Place of Displacement	Agency of Origin	Agency of Origin						Total	Percentage
		Bajaur	FR Tank	Khyber	Kurram	Orakzai	SWA		
DI Khan	Off Camp		376				27,819	28,195	17%
Hangu	Camp				84	1,075		1,159	1%
	Off Camp					991		1,060	1%
	Total				153	2,066		2,219	1%
Kohat	Off Camp				3,470	22,617	35	26,122	16%
Kurram	Camp				2,513			2,513	2%
	Off Camp				7,981			7,981	5%
	Total				10,494			10,494	6%
Nowshera	Camp	359		12,083				12,442	8%
Peshawar	Off Camp			53,352	15,117	1,553	91	70,113	43%
Tank	Off Camp						13,517	13,517	8%
<b>Grand Total</b>		<b>359</b>	<b>376</b>	<b>65,435</b>	<b>29,234</b>	<b>26,236</b>	<b>41,462</b>	<b>163,102</b>	<b>100%</b>

**Notes:** 1. Number of Bajaur IDP families at Jalozai has reduced after verification by PDMA/UNHCR

2. Registration of Khyber IDPs remains suspended since 25 Oct, 2012.

3. WFP also assisted 3,222 IDP Families in return areas in December

4. IDP Population reflects the total NADRA verified registered population in displacement

Source: UNHCR Registration and WFP Food Databases

For further queries contact: Junaid Ghani (ghani@unhcr.org)