

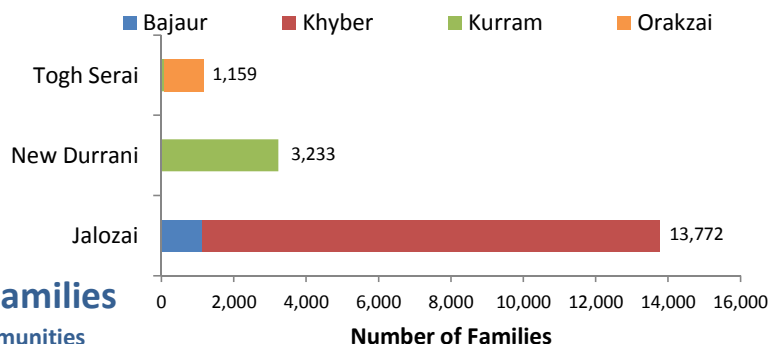
**18,164 IDP Families**

11% in Camps

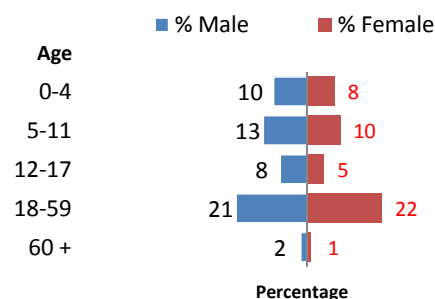
**148,976 IDP Families**

89% in Host Communities

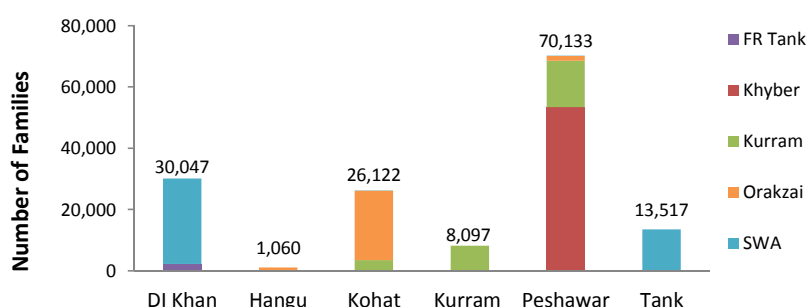
**IDPs in Camps**



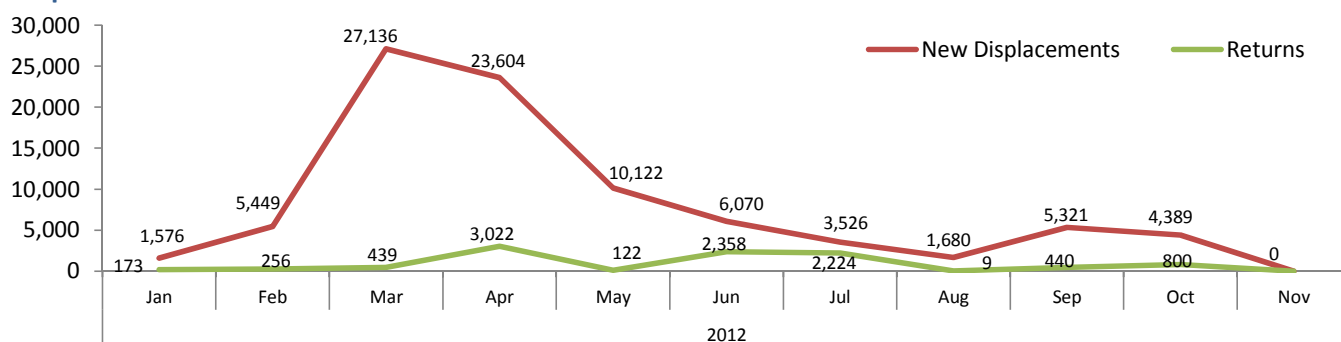
**Age-Gender Breakdown**



**IDPs in Host Communities**



**Displacement and Return Trends**



**Currently Registered IDP Families by Location (Camp and Off-Camp)**

Place of Displacement	Agency of Origin					Total	Percentage
	Bajaur	FR Tank	Khyber	Kurram	Orakzai		
DI Khan Off Camp		2,228				27,819	30,047 18%
Hangu	Camp			84	1,075		1,159 1%
	Off Camp			69	991		1,060 1%
	Total			153	2,066		2,219 1%
Kohat Off Camp				3,470	22,617	35	26,122 16%
Kurram	Camp			3,233			3,233 2%
	Off Camp			8,097			8,097 5%
	Total			11,330			11,330 7%
Nowshera Camp	1,122		12,650				13,772 8%
Peshawar Off Camp			53,372	15,117	1,553	91	70,133 42%
Tank Off Camp						13,517	13,517 8%
<b>Grand Total</b>	<b>1,122</b>	<b>2,228</b>	<b>66,022</b>	<b>30,070</b>	<b>26,236</b>	<b>41,462</b>	<b>167,140 100%</b>

Notes: 1. Bajaur IDP families at Jalozai are under a process of verification by PDMA/UNHCR

2. New Registrations include Khyber IDPs registered at Jalozai Registration Point. Registration suspended on 24 Oct, 2012

3. Listing of Kuki Khel tribe and return of Bhattani Tribe are on-going and will be reflected in the fact sheet after processing

4. WFP also assisted 6,469 IDP Families in return areas in September

5. IDP Population reflects the total NADRA verified registered population in displacement