

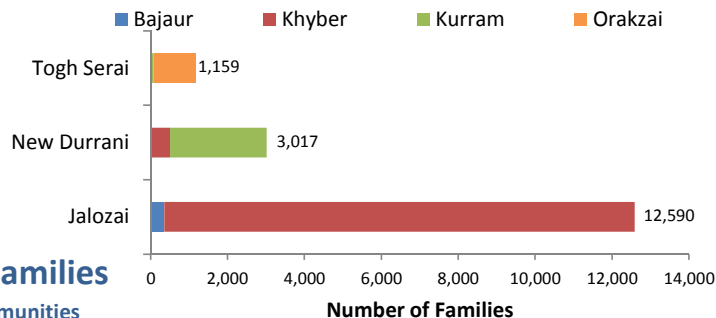
16,766 IDP Families

10% in Camps

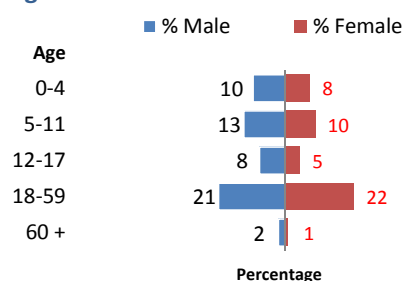
148,661 IDP Families

90% in Host Communities

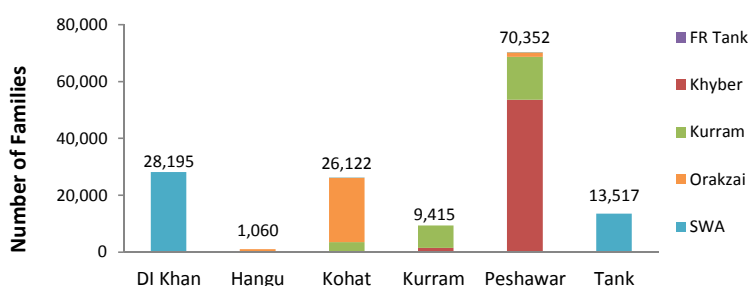
IDPs in Camps



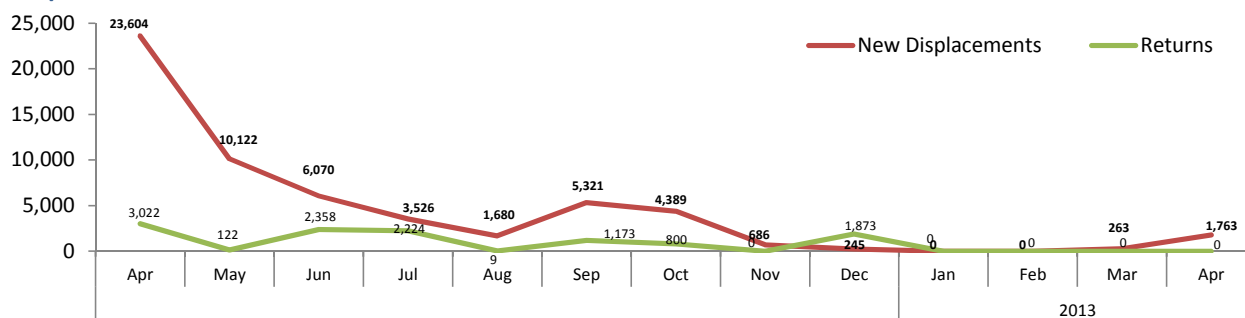
Age-Gender Breakdown



IDPs in Host Communities



Displacement and Return Trends



Currently Registered IDP Families by Location (Camp and Off-Camp)

Place of Displacement	Agency of Origin						Total	Percentage
	Bajaur	FR Tank	Khyber	Kurram	Orakzai	SWA		
DI Khan Off Camp		376				27,819	28,195	17%
Hangu Camp				84	1,075		1,159	1%
Hangu Off Camp				69	991		1,060	1%
Hangu Total				153	2,066		2,219	1%
Kohat Off Camp				3,470	22,617	35	26,122	16%
Kurram Camp			504	2,513			3,017	2%
Kurram Off Camp			1,434	7,981			9,415	6%
Kurram Total			1,938	10,494			12,432	8%
Nowshera Camp	359		12,231				12,590	8%
Peshawar Off Camp			53,591	15,117	1,553	91	70,352	43%
Tank Off Camp						13,517	13,517	8%
Grand Total	359	376	67,760	29,234	26,236	41,462	165,427	100%

Notes: 1. Number of Bajaur IDP families at Jalozai has reduced after verification by PDMA/UNHCR

2. Registration of Khyber IDPs started on 29 March 2013 at New Durrani Camp

3. WFP also assisted 2,168 IDP Families in return areas in February 2013

4. IDP Population reflects the total NADRA verified registered population in displacement

Source: UNHCR Registration and WFP Food Databases

For further queries contact: Junaid Ghani (ghani@unhcr.org)