

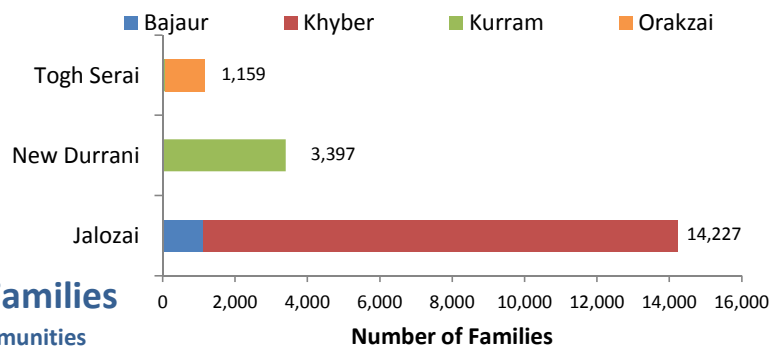
18,783 IDP Families

12% in Camps

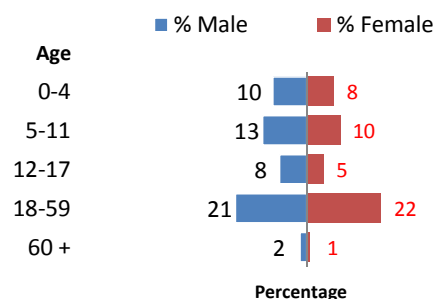
141,280 IDP Families

88% in Host Communities

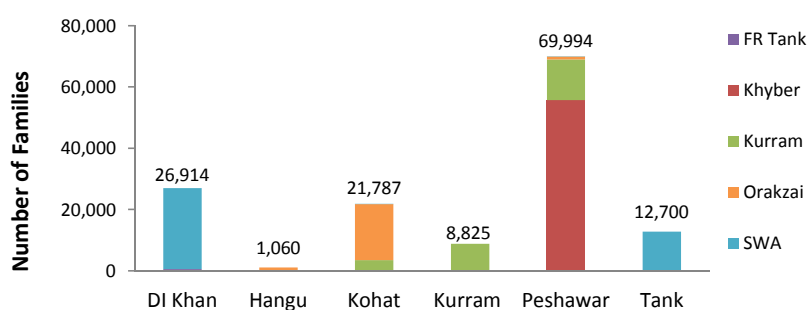
IDPs in Camps



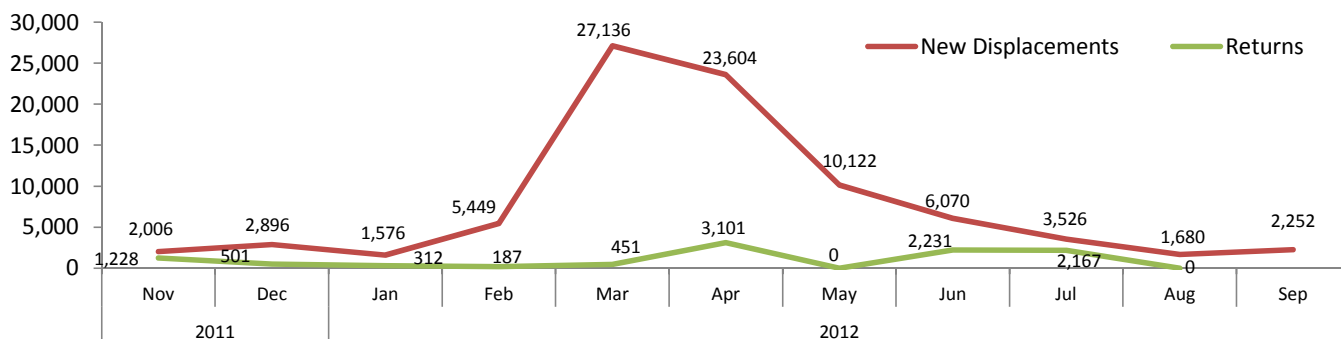
Age-Gender Breakdown



IDPs in Host Communities



Displacement and Return Trends



Currently Registered IDP Families by Location (Camp and Off-Camp)

Place of Displacement	Agency of Origin	Agency of Origin					Total	Percentage	
		Bajaur	FR Tank	Khyber	Kurram	Orakzai			SWA
DI Khan	Off Camp		544				26,914	17%	
Hangu	Camp				84	1,075		1,159	1%
	Off Camp				69	991		1,060	1%
	Total				153	2,066		2,219	1%
Kohat	Off Camp				3,470	18,302	15	21,787	14%
Kurram	Camp				3,397			3,397	2%
	Off Camp				8,825			8,825	6%
	Total				12,222			12,222	8%
Nowshera	Camp	1,122		13,105				14,227	9%
Peshawar	Off Camp			55,706	13,187	1,025	76	69,994	44%
Tank	Off Camp		2				12,698	12,700	8%
Grand Total		1,122	546	68,811	29,032	21,393	39,159	160,063	100%

Notes: 1. Bajaur IDP families at Jalozai are under a process of verification by PDMA/UNHCR

2. New Registrations include Khyber IDPs registered at Jalozai Registration Point

3. Off-Camp Active population is based on WFP's food distribution data consolidated with UNHCR's Registration Data

4. WFP also assisted 6,469 IDP Families in return areas

5. Kurram returnees (2,374 families) are assisted by WFP from food hubs in displacement areas thus reflected differently in their reports

Source: UNHCR Registration and WFP Food Databases

For further queries contact: Junaid Ghani (ghani@unhcr.org)